




POWER OF SIMPLICITY

Sales & Purchase Order Analysis Report
With Dispatch Details – 1.0



Alpha Automation Pvt. Ltd.

Head Office

104-The Grand Apurva, Nr. Hotel Fortune Palace,

Nr. Digjam Circle, Airport Road - JAMNAGAR –Gujarat (India)

Phone No. : +91-288-2713956/57/58, 9023726215/16/17/18/19, 9099908115,
9825036442

Email : mail@aaplaautomation.com

Branch Office

Rajkot : 807-Dhanrajni Complex, Nr. Hotel Imperial Palace, Dr. Yagnik
Road, RAJKOT (Gujarat).

Gandhidham : 92-GMA Building, 2nd Floor, Plot No. -297, Sector-12B.
GANDHIDHAM (Gujarat)

© 2020 Alpha Automation Pvt. Ltd. All rights reserved.

Tally, Tally 9, Tally9, Tally.ERP, Tally.ERP 9, Shoper, Shoper 9, Shoper POS, Shoper HO, Shoper 9 POS, Shoper 9 HO, Tally Developer, Tally.Server 9, Tally Developer, Tally. Developer 9, Tally.NET, Tally Development Environment, Tally Prime, TallyPrimeDeveloper, Tally Prime Server, Tally Extender, Tally Integrator, Tally Integrated Network, Tally Service Partner, Tally Academy & Power of Simplicity are either registered trademarks or trademarks of Tally Solutions Pvt. Ltd. in India and/or other countries. All other trademarks are properties of their respective owners.

Version: Alpha Automation Pvt. Ltd. / Sales & Purchase Order Analysis Report with Dispatch Details - 1.0/Dec -2023

Sales & Purchase Order Analysis Report

With Dispatch Details – 1.0

Introduction

This add on generates Sales and Purchase Order Analysis Report along with dispatch Details, Pre Close Order Details and Pending Qty. If one order is dispatched with multiple invoice then it shows all Invoice details in single row. The report is generated for all orders in given period (Pending or Completed). User can select the No of columns of dispatch details to be shown for single order.

Benefits

- Useful to Generate the Report for Analysis of Days taken for completion of each order.
- User can filter the Report with Various Filter Button given in the Report.

What's New?

- Compatible with Tally Prime.

Important!

Take back up of your company data before activating the Add-on.

Once you try/purchase an Add-on, follow the steps below to configure the Add-on and use it.

Installation

1. Copy the TCP file in TallyPrime Folder.
2. Gateway of Tally → F1 (Help) → TDL & Add-on → F4 (Manage Local TDL) → Select Yes in Load TDL on Startup and give the file name of TCP File. After pressing the Enter Key will show TDL Status which should be as Loaded.

System requirements:

No additional hardware / software infrastructure is required for executing and operation this applications modul

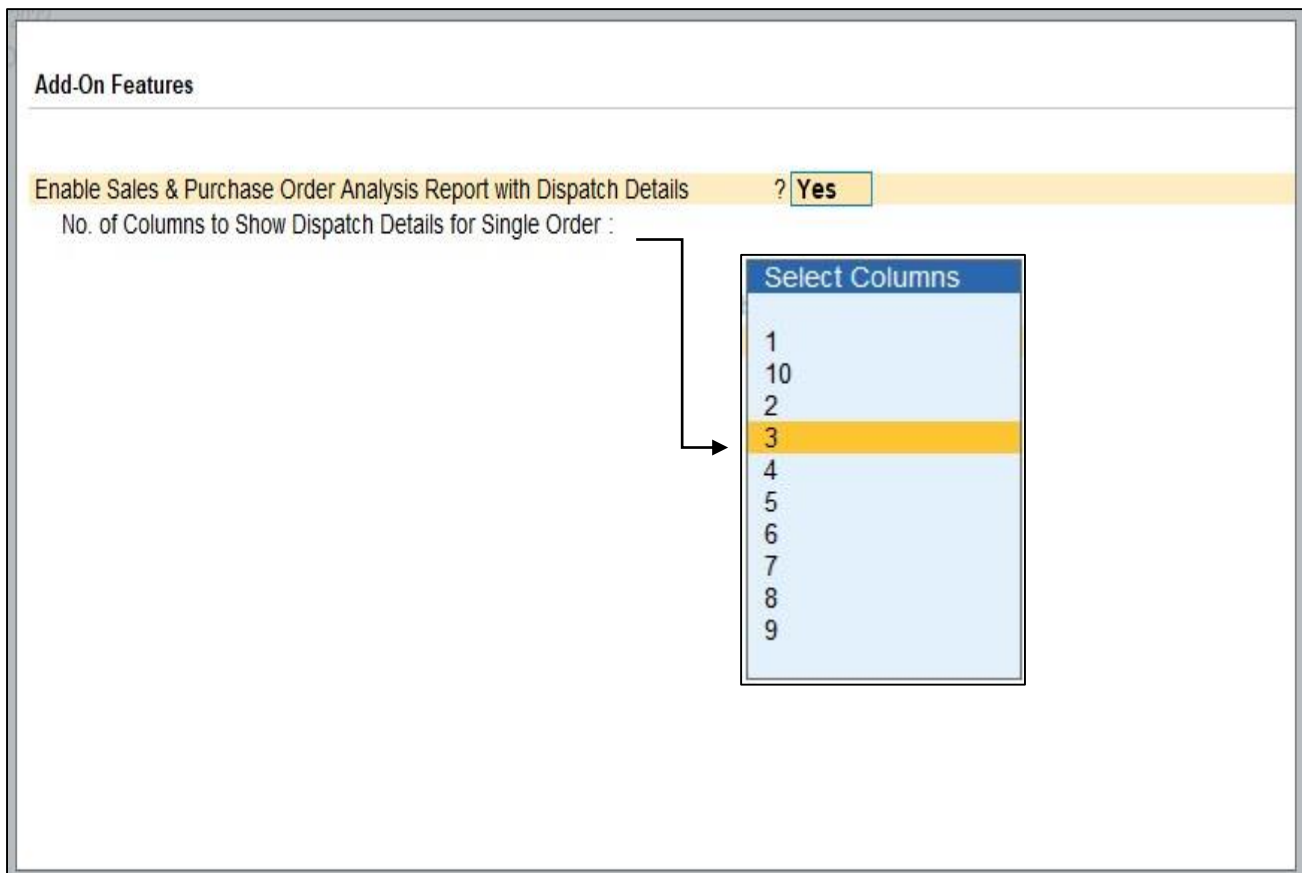
1. Activate the Add-on.

For TallyPrime Release 1.0

Go to **Gateway of Tally** → **F1: Help** → **TDL & Add-On** → **F6: Add-On Features**.
Alternatively, you may press **CTRL + ALT + T** from any menu to open TDL Management report and then press **F6: Add-On Features**

Set “**Yes**” to the option “Enable Sales & Purchase Order Analysis Report with Dispatch Details?”

Select no of columns to show dispatch details for single order as shown below.



Add-On Features

Enable Sales & Purchase Order Analysis Report with Dispatch Details ? **Yes**

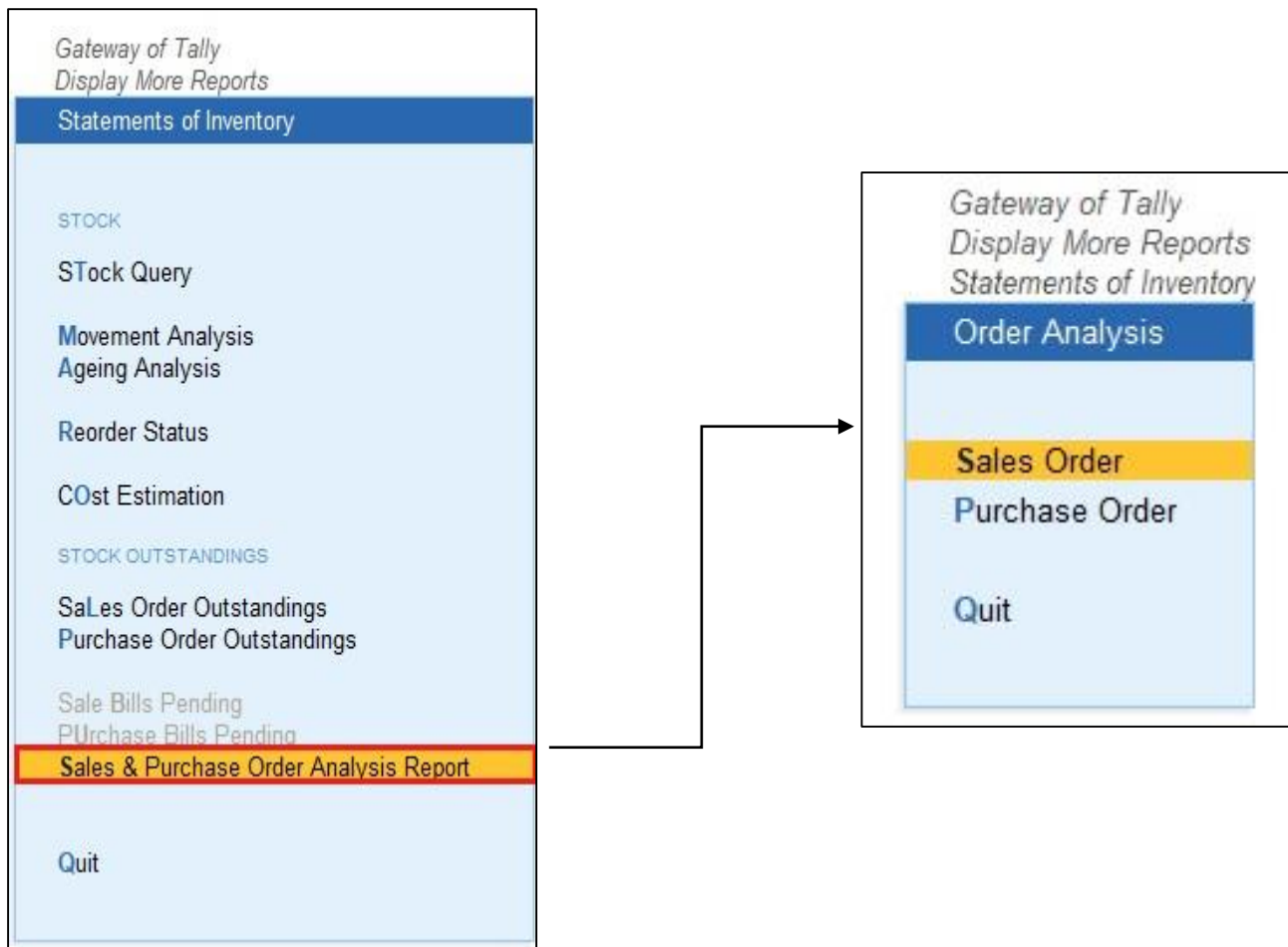
No. of Columns to Show Dispatch Details for Single Order :

Select Columns

1
10
2
3
4
5
6
7
8
9

Detailed User Guide:

1. Go to Gateway of Tally → Statements Of Inventory → Sales & Purchase Order Analysis → Sales order / Purchase order



2. Sales order analysis report as shown below.

You can filter the report by order no, party name, Invoice no, Stock item on the right of filter buttons.

Sales Order Analysis Report							
1-Apr-23 to 30-Apr-23							
SrNo.	Party Name	Order No.	Order Date	Item Name	Order Qty.	Dispatch Qty.	Balance Qty.
1	Allec Enterprise	1	1-4-2023	Printer	9 pcs	4 pcs	5
2	Alpha Automation	2	1-4-2023	Scanner	5 pcs	4 pcs	1
3	Alpha Infotech	3	1-4-2023	Computer	11 pcs	5 pcs	6
4	Sun Trading	4	1-4-2023	Printer	10 pcs	5 pcs	5
Total						18 pcs	

Sales Order Analysis Report								
1-Apr-23 to 30-Apr-23								
Sales Inv No.1	Sales Inv Dt.1	Qty 1	Sales Inv No. 2	Sales Inv Dt. 2	Qty 2	Sales Inv No. 3	Sales Inv Dt. 3	Qty 3
1	2-4-2023	1 pcs	2	3-4-2023	1 pcs	10	9-4-2023	2 pcs
3	3-4-2023	1 pcs	4	3-4-2023	2 pcs	5	3-4-2023	1 pcs
6	4-4-2023	1 pcs	7	5-4-2023	2 pcs	11	9-4-2023	2 pcs
8	6-4-2023	2 pcs	9	7-4-2023	1 pcs	12	9-4-2023	2 pcs
		5 pcs			6 pcs			

3. Purchase Order Analysis report as shown below.

You can filter the report by order no, party name, Invoice no, Stock item on the right of filter buttons.

Purchase Order Analysis Report							
SrNo.	Party Name	Order No.	Order Date	Item Name	Order Qty.	Short Close Qty.	Purchase Inv No.
1	Ace Shipping Pvt. Ltd	1	7-4-2023	Computer	40 pcs	17	1
2	Amrut International	2	7-4-2023	Scanner	90 pcs	10	3
3	Ashapura Distributors	3	7-4-2023	Printer	50 pcs	13	4
4	Ashapura Distributors	3	7-4-2023	Color Printer	60 pcs	17	4
Total							

Purchase Order Analysis Report							
Purchase Inv No.	Purchase Inv Dt.	Qty 2	Purchase Inv. Rate 2	Purchase Inv No.	Purchase Inv Dt.	Qty 3	Purchase Inv. Rate 3
2	8-4-2023	10 pcs	10,000.00	7	9-4-2023	5 pcs	10,000.00
6	9-4-2023	20 pcs	5,000.00	8	9-4-2023	40 pcs	5,000.00
5	9-4-2023	3 pcs	15,000.00	9	9-4-2023	30 pcs	15,000.00
5	9-4-2023	1 pcs	20,000.00	9	9-4-2023	40 pcs	20,000.00
34 pcs						115 pcs	

4. More details like Order Rate, Invoice Rate, Alt Qty, Preclosed details to view in sales and purchase order analysis report click on F12 – Configuration set yes to the option as shown below.

:: Configuration ::	
Show Order Rate	? Yes
Show Invoice Rate	? Yes
Show Alt. Qty	? Yes
Show Preclosed Details	? Yes

FAQ

Which version/release of Tally Prime does the add-on support?

This add-on will work only from Tally Prime Release 1.0 onwards.

How will I get support for this add-on?

For any functional support requirements please do write to us on mail@aaplautomation.com or call us at +91-288-2713956/57/58, +91-9023726215/16/17/18/19, 9099908115, 9825036442.

If I need some enhancements / changes to be incorporated for the add-on, whom should I contact?

Please to write to us on mail@aaplautomation.com with your additional requirements and we will revert to you in 24 hours.

Will new features added be available to us?

We offer one year availability of all support and new features free of cost. After one year, nominal subscription cost will be applicable to you to continue to get free support and updates.

What will happen after one year?

There is no fixed annual charge to be payable mandatory. However if any changes are required in our Add-On to make compatible with New Release of TallyPrime then the modification Charges will be applied.

I am using a multi-site. Can I use the same Add-on for all the sites?

No, one Add-on will work only for 1 site. You need to purchase again if you want to use the same Add-on for more sites.

TDL Management screen shows errors with the Add-on. What do I do?

Check whether the error is because of the Add-on or because of clashes between 2 TDLs (An add-on is also a TDL). In case of clashes, disable one or more TDLs and check which TDL has the error. If the Add-on has a problem, you can report it to us.

My Tally went into educational mode after installing the add-on. What do I do?

Go into **Gateway of Tally** → **Press F1 (Help)** → **TDL & Add-on** → **Press F4** and remove the Add-on from the list and Restart Tally.